


Brachumera sport

The worlds highest load accurate arm ergometer



Highlights

Extreme workload range of 8 - 2500 watt

The extraordinary workload range of 8-2500 watt is unique in the world! It makes this ergometer extremely suitable for sports medicine and testing the strongest athletes in the world on their anaerobic power or isokinetic capacity.

Heavy Duty Design Arm Ergometer

The Brachumera Sport is designed for heavy duty sports medicine ergometry, without doing any concession on the esthetic, modern and robust design.

Easy to operate

For Lode products this means:

- easy to connect
- easy to move around
- easy user interface

Reliable and reproducible stress tests

The experience of professionals who calibrate many ergometers shows that the Lode ergometers are the most reliable across the complete workload and rpm range and still within specifications even after many years of intensive use.

High standards

Lode is a socially and environmentally responsible company. All Lode products are RoHS/WEE compliant and Lode is ISO 9001:2003, ISO 13485:2008 and FDA 510K certified. All medical products comply to MDD 93/42/EEC, incl. IEC 60601-1.



Brachumera sport

The worlds highest load accurate arm ergometer



The Brachumera sport is a modern and reliable arm ergometer that can be controlled both manually and by external equipment. Brachumera Sport is currently used in Olympic and professional sports where the muscles in the arms and shoulders play a mayor role, e.g. kayaking and swimming. The arm ergometer for sports can deliver a load up till 2500 Watt. The function of this product can be enhanced by using it in combination with our Lode Ergometry Manager software.

Features

**7
watt**

Extreme low start-up load

The extreme low start-up load of 7 watts and the adjustability in small steps of 1 watt make this ergometer perfectly suitable for many different applications. The standard control unit shows multiple ergometry parameters and you can determine your specific default setting and start-up menu.

**1
watt**

Small adjustment steps

The workload of the Lode ergometers is adjustable in steps of only 1 watt. Depending on your wishes, the test operator or the test subject can adjust the workload. The steps of 1 watt are possible in the manual mode as well as within protocols.



Designed to be sweat-proof

The housing of the ergometer is designed in such way that sweat does not have the chance to drip into the mechanical parts. This ensures a long lifetime and makes the ergometer insensitive for malfunction.

**Custom
View**

Customer specific display setting

Display settings are adjustable according to your specific requirements: each individual has its specific wishes about the parameters to be displayed. This can easily be adjusted with the Lode ergometers.



LEM compatible

This product can be used with Lode Ergometry Manager (LEM) software to manage data and to apply specific protocols when a Communication card or Network card is present



Accurate over a long period of time

The Lode ergometers are supplied with an electro-magnetic braking mechanism of Lanooy (eddy current). The biggest advantage of this braking system compared to a friction braking system is the absolute accuracy and the accuracy over time. Moreover, friction braking systems have more wearing parts.



RS232 connectivity











RS232 ports enable connectivity to most ECG and ergospirometry devices as well as PC's.

Brachumera sport

The worlds highest load accurate arm ergometer



Brachumera sport can a.o be extended with the following options:

<p>Programmable Control Unit</p> <p>Programming protocols in advance</p>  <p>Partnumber: 928811</p>	<p>Programmable Control Unit with SpO2 & Heart rate</p> <p>Measurement of oxygen saturation</p>  <p>Partnumber: 928841</p>	<p>Heart rate</p> <p>Heart rate controlled cycling</p>  <p>Partnumber: 928826</p>	<p>0-Watt start-up system</p> <p>Lowest possible startup power</p>  <p>Partnumber: 925805</p>	<p>Adjustable sports cranks incl. pediatric range</p> <p>Optimal force application</p>  <p>Partnumber: 925808</p>
<p>Adjustable wall fixation for Brachumera sport</p> <p>Versatile application of Brachumera Sport</p>  <p>Partnumber: 925830</p>	<p>Stand for adjustable wall fixation Brachumera sport</p> <p>Versatile application of Brachumera sport</p>  <p>Partnumber: 925840</p>	<p>Electric adjustable chair for arm ergometer</p> <p>Comfortable seating position in front of the</p>  <p>Partnumber: 917813</p>	<p>USB to Serial converter</p> <p>Easy connection</p>  <p>Partnumber: 226012</p>	<p>RS232 cable</p> <p>Easy connection</p>  <p>Partnumber: 930911</p>

Brachumera sport

The worlds highest load accurate arm ergometer



Specifications

Workload

Minimum load	7 W
Maximum peak load	2500 W
Isokinetic workload control	✓
Minimum load increments	1 W
Maximum continuous load	1500 W
Hyperbolic workload control	✓
Linear workload control	✓
Fixed torque workload control	✓
Maximum rpm independent constant load	150 rpm
Minimum rpm independent constant load	30 rpm
Optional heart rate controlled workload	✓
Electromagnetic "eddy current" braking system	✓
Dynamic calibration	✓

Accuracy

Workload accuracy below 100 W	3 W
Workload accuracy from 100 to 1500 W	3 %
Workload accuracy over 1500 W	5 %

User Interface

Readout Distance	✓
Readout RPM	✓
Readout Heartrate	✓
Readout target HR	✓
Readout Energy	✓
Readout Torque	✓
Readout Time	✓
Readout Power	✓
Set Display	✓
Set Resistance	✓
Set P-Slope	✓
Set Mode	✓
Manual operation mode	✓
Preset protocol operation mode	✓
Analog operation mode	✓
Terminal operation mode	✓
Selfdesigned protocol operation mode	✓

Connectivity

Analog connector	✓
RS232 in connector	✓

Order info

Partnumber: 925901

*Specifications are subject to change without notice.

Dimensions

Product length (cm)	114 cm	44.9 inch
Product width (cm)	59 cm	23.2 inch
Product height	51 cm	20.1 inch
Product weight	65 kg	143.3 lbs

Power requirements

Power cord length	250 cm	98.4 inch
Power cord IEC 60320 C13 with CEE 7/7 plug	✓	
Power cord NEMA	✗	
115 V AC 50/60 Hz (130 VA)	✓	
230 V AC 50/60 Hz (130 VA)	✓	

Standards & Safety

IEC 60601-1:2005	✓
ISO 13485:2003 compliant	✓
ISO 9001:2008 compliant	✓

Certification

CE class Im according to MDD93/42/EEC	✓
CTüVus according to NRTL	✓
CB according to IECEE CB	✓



FOR LIFE | UNDERSTANDING
MOVEMENT & PERFORMANCE

ISO 9001:2008 and ISO 13485:2003 certified

Lode B.V.
Distributed by Zernikepark 16
9747 AN Groningen
The Netherlands
Tel: +31 50 5712811
Costa Rica
Tel: +31 50 5716746
E-mail: ask@lode.nl
Internet: www.lode.nl