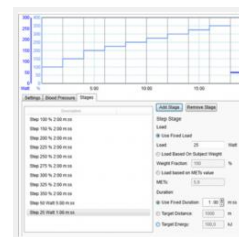
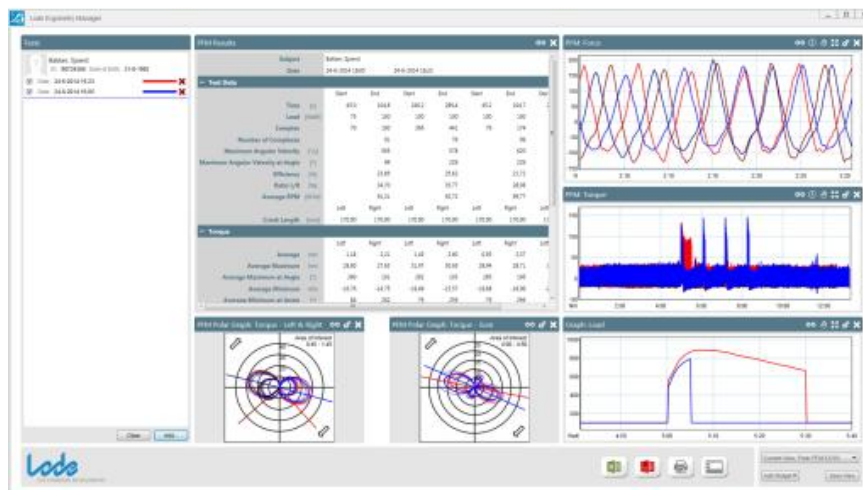


# Lode Ergometry Manager - LEM 10



Versatile data and ergometer management



A screenshot of a settings panel for 'Blood Pressure Stages'. It includes a 'Name' field, a 'Lock Protocol' checkbox, and several checkboxes for recovery and alarm settings. The 'Emergency notification interval' is set to 3:00.

## Highlights

### Easy installation

- Simple step by step installer
- Automatic detection of exercise devices
- Easy setup of subjects

### Multifunctional software for Lode ergometers

Software for all Lode ergometers, incl. options like BPM, HR, SpO2 etc. Worldwide commonly used bicycle and treadmill protocols are preprogrammed. Load, BPM and Borg notation triggers can be set remotely. Time trials can be implemented.

### Complete Ergometry setting

The modular structure of the software combined with the accurate and reliable Lode ergometers offers a complete and modern ergometry setting.

### Complete control

- Easy set up of Subject data with photo
- Create protocols quickly and efficiently
- Overview of progress during test
- Customized pdf reports

### Additional functionality available in Modules

Functionality of the software can be enhanced using the modules, like Wingate sprint tests, Åstrand sub maximal tests and the possibility to program protocols with multiple decisions targets and formulas.



# Lode Ergometry Manager - LEM 10



## Versatile data and ergometer management

The Lode Ergometry Manager (LEM) is a software package used for controlling Lode ergometers and monitoring test subject ergometric parameters. The software enables the operator to program protocols, control ergometers, visualize, save and analyze ergometry data and print customized reports in PDF. Worldwide commonly used bicycle and treadmill protocols are standard preprogrammed. The program also provides a patient database and the possibility to connect to a SQL server or the Hospital Information System (HIS) with HL7. LEM 10 is also backwards compatible with previous versions, allowing you import and use your existing database easily. The software has been developed and tested according to the Lode principles of accuracy, durability and reliability. The Lode Ergometry Manager can be extended with various modules, each with its specific functions and visualizations. The Lode Ergometry Manager can be used for testing and training in several rehabilitation settings, sports medicine, physiotherapy and research environments.

Before upgrading to LEM 10 also make sure that your ergometer has the latest firmware installed. Your distributor can assist you.

## Features



### Patient Database

An extensive patient database is available, which can work as a stand alone database or linked to a SQL server. HL7 connection to the Hospital Information System (HIS) is possible.

Isokinetic

### Isokinetic mode Excalibur and Brachumera

Isokinetic stages can be programmed for the Excalibur and Brachumera.



### Visualisation of seating position Excalibur Sport

The seating position for the Excalibur Sport can be saved and compared with the actual or former positions



### Sophisticated analysis menu

Possibility to zoom into the results and synchronize with other graphs. To have a better look with the use of the x/y coordinate functionality. Compare several test results from a Test subject in a clear overview, or compare different test subject performing the same exercise test. Define your own print report.



### Customizable dashboard

The dashboard on the monitor can be customized and saved for several applications. Test views and Analysis can easily be adjusted, completed and saved.



### User friendly protocol templates

Protocol templates for creating standard protocols for the bicycle and treadmill ergometers are available. An efficient manner to define the amount, duration and type of stages, in interval- step- or bodyweight controlled- protocols. Adjusting those protocols can be done at any time.



### Advanced protocol editor

Exercise Protocols with target energy and target distance stages are created with the protocol editor. Special body weight depended stages, linear stages, ramping stages or Heart rate controlled protocols are easily programmed and customized. Default protocols are available.



### Backwards compatible with previous LEM versions


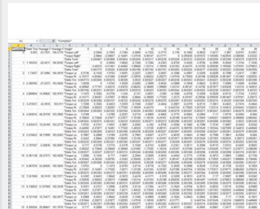
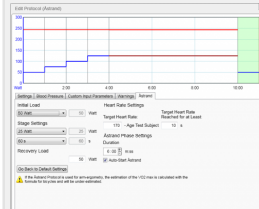
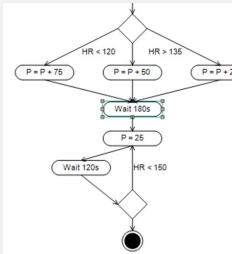



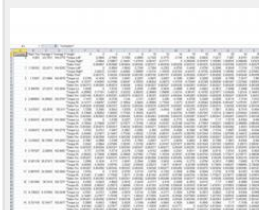
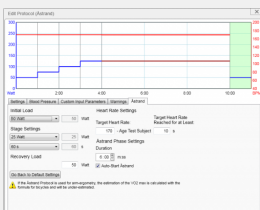
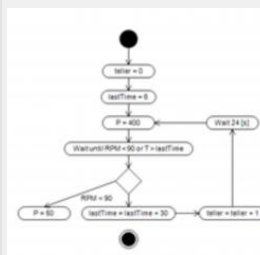
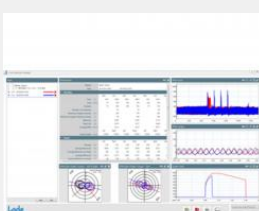




LEM 10 is compatible with LEM 6, 7, 8 and 9. This means that the database of these versions can be imported and used in LEM 10.

# Lode Ergometry Manager - LEM 10

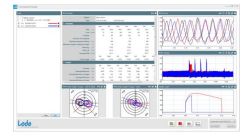


Versatile data and ergometer management

Lode Ergometry Manager - LEM 10 can a.o be extended with the following options:

<p><b>LEM 10 - Module Wingate Test plus</b></p> <p>Easy to operate Sprint test for explosive</p>  <p>Partnumber: 955915</p>	<p><b>LEM 10 - Module Export</b></p> <p>Export your data to MS Excel</p>  <p>Partnumber: 955920</p>	<p><b>LEM 10 - Module Åstrand</b></p> <p>Reproducible test</p>  <p>Partnumber: 955916</p>	<p><b>LEM 10 - Module Architect</b></p> <p>Creating protocols with customer specific</p>  <p>Partnumber: 955921</p>	<p><b>LEM 10 - Module Pedal Force Measurement</b></p> <p>Make pedal force visual</p>  <p>Partnumber: 955910</p>
<p><b>Upgrade to LEM 10 (from V9)</b></p> <p>Even more versatile datamanagement</p>  <p>Partnumber: 955800</p>	<p><b>LEM 10 - Upgrade Module Wingate Test plus to LEM 10 (from V9)</b></p> <p>Easy to operate Sprint test for explosive</p>  <p>Partnumber: 955815</p>	<p><b>LEM 10 - Upgrade Module Export to LEM 10 (from V9)</b></p> <p>Export your data to MS Excel</p>  <p>Partnumber: 955820</p>	<p><b>LEM 10 - Upgrade Module Åstrand to LEM 10 (from V9)</b></p> <p>Reproducible test</p>  <p>Partnumber: 955816</p>	<p><b>LEM 10 - Upgrade Module Architect to LEM 10 (from V9)</b></p> <p>Creating protocols with customer specific</p>  <p>Partnumber: 955821</p>
<p><b>LEM 10 - Upgrade Module Pedal Force Measurement to LEM 10 (from V9)</b></p> <p>Make pedal force visual</p>  <p>Partnumber: 955810</p>	<p><b>USB to Serial converter</b></p> <p>Easy connection</p>  <p>Partnumber: 226012</p>	<p><b>RS232 cable</b></p> <p>Easy connection</p>  <p>Partnumber: 930911</p>	<p><b>Network module connection cable</b></p> <p>Easy connection</p>  <p>Partnumber: 930930</p>	<p><b>Optical Interface Cable</b></p> <p>Connection with a PC outside the MRI room</p>  <p>Partnumber: 918825</p>

# Lode Ergometry Manager - LEM 10



Versatile data and ergometer management

## Specifications

### User Interface

English user interface	✓
Norwegian user interface	✓
Czech user interface	✓
Dutch user interface	✓
Finnish user interface	✓
French user interface	✓
German user interface	✓
Japanese user interface	✓
Korean user interface	✓
Polish user interface	✓
Russian user interface	✓
Spanish user interface	✓

### Minimum System Requirements

Intel Core based processor	✓
Monitor, resolution 1920x1080 pixels	✓
Internal RAM	4000 Mb
Minimum Free Hard Disk space	20 Gb
CD Rom drive required	✓
Number of free USB ports	1
Mouse	✓
Keyboard	✓

### Compatibility

HL7 compatible	✓
Compatible with MS SQL Server	✓
Database	SQLite
Database limit when used as local database	140000 Gb
Microsoft Windows 10	✓
Microsoft Windows 8	✓
Microsoft Windows 7	✓

### Upgradeability

Enduser upgradeable from LEM 9	✓
Enduser upgradeable from LEM 8	✓
Enduser upgradeable from LEM 7	✓
Enduser upgradeable from LEM 6	✓

### Order info

Partnumber: 955900

*\*Specifications are subject to change without notice.*

### Preprogrammed protocols

25 Watt / minute	✓
Balke	✓
Balke modified	✓
Bruce	✓
Bruce (Mod)	✓
Bruce (pediatric)	✓
Chung	✓
Chung (Low Level)	✓
Claudicationet	✓
Ellestad	✓
Naughton	✓
Body Weight Controlled	✓
Weight dependent protocol	✓
Isokinetic	✓
Target Distance	✓
Target Energy	✓